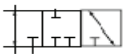

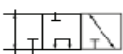



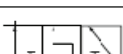



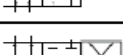

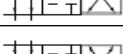

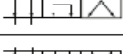



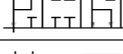

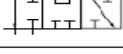



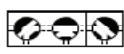
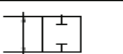





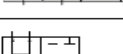

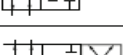





STANDARD & SPECIAL OPERATING PORTINGS for MULTI-WAY BALL VALVES

ORDER NUMBER	BALL VALVE TYPE	OPERATION	OPERATION SYMBOLS	
01	3/2-Way ball valve with L-bore*	positive 0°-90°		
02	3/3-Way ball valve with L-bore* and additional bore	0°-45°-90°		
03	3/2-Way ball valve with T-bore*	positive 0°-90°		
04	3/3-Way ball valve with T-bore and additional bore	0°-45°-90°		
05	3/2-Way ball valve with T-bore and relief bore	0°-90°		
06	4/2-Way ball valve with X-bore*	0°-90°		
07	4/3-Way ball valve with X-bore and additional bore	0°-45°-90°		
08	4/2-Way ball valve with T-bore*	positive 0°-90°		
09	4/3-Way ball valve with T-bore*	positive 0°-90°-180°		
10	4/3-Way ball valve with L-bore and relief bore	0°-45°-90°		
11	3/2-Way ball valve with L-bore and additional L-bore	0°-45°		
12	3/3-Way ball valve with L-bore* and additional relief bore	0°-45°-90°		
13	2/2-Way ball valve	0°-90°		
14	4/3-Way ball valve with T-bore and cross bore	0°-45°-90°		
15	5/4-Way ball valve with L-bore vertical*	positive 0°-90°		
16	4/2-Way ball valve with cross bore	0°-45°		
17	4/3-Way ball valve with X-bore and additional T-bore	0°-45°-90°		
19	3/2-Way ball valve with T-bore	positive 0°-90°		
20	3/3-Way ball valve with T-bore*	positive 0°-90°-180°		

* MIDDLE POSITION FIXING DEVICE OR LOCKING DEVICE RECOMMENDED.