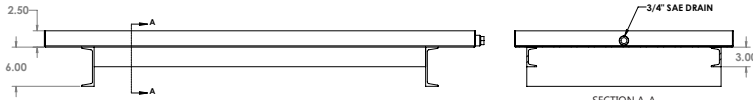
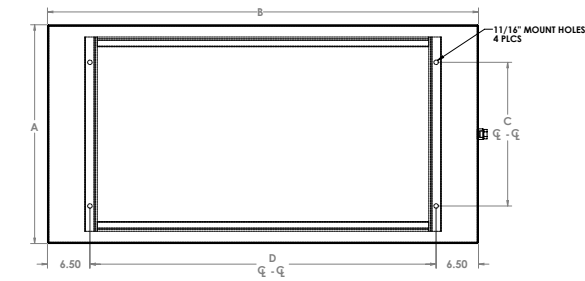


## ELEVATED DRIP TRAYS - "TDP" STYLE

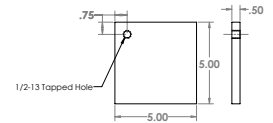
### RESERVOIRS



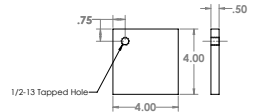
TDP-400 TO TDP-700 REQUIRE EXTRA 3" CHANNEL

TDP-10 TO TDP-300 (3" CHANNEL)

**MOUNTING PADS:**  
4 REQUIRED  
SHIPPED LOOSE  
CUSTOMER TO WELD TO DRIP TRAY



TDP-400 TO TDP-700 PADS



TDP-10 TO TDP-300 PADS

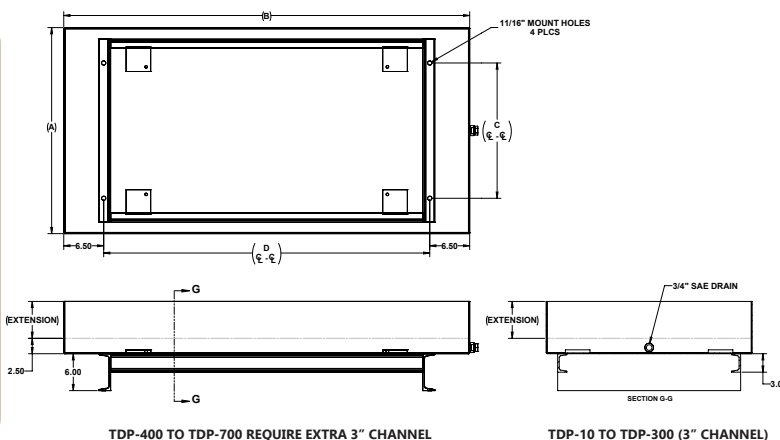
## ELEVATED DRIP TRAYS - "TDP" STYLE

TANK SIZE	PART #	A WIDTH	B LENGTH	C CENTER	D CENTER	TRAY MATERIAL THICKNESS	WEIGHT (LBS)
10	TDP-10	24-1/2"	28"	13"	21"	10GA	85
15	TDP-15	24-1/2"	32"	13"	25"	10GA	91
20	TDP-20	24-1/2"	36"	13"	29"	10GA	100
30-40-50	TDP-30-40-50	30-1/2"	42"	19"	35"	10GA	132
60	TDP-60	33-1/2"	54"	22"	41"	10GA	169
80-100	TDP-80-100	33-1/2"	66"	22"	53"	10GA	196
120-150	TDP-120-150	36-1/2"	66"	25"	53"	10GA	208
200-300	TDP-200-300	42-1/2"	78"	31"	65"	10GA	265
400-500	TDP-400-500	54 1/2"	78"	43"	65"	3/16"	342
600-700	TDP-600-700	54 1/2"	102"	43"	89"	3/16"	427

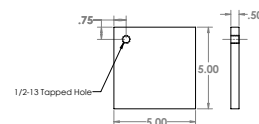
**NOTE:** Dimensions are approximate, in inches.  
 Custom drip trays available upon request.  
 Custom drips trays available in stainless steel.  
 Drip trays available with no channel upon request.  
 Dimensions and specifications are subject to change without notice. Not all items are Made-To-Stock, contact Trilex for availability.

# 110% CAPACITY DRIP TRAYS - "TDP" STYLE

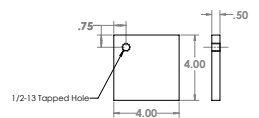
## RESERVOIRS



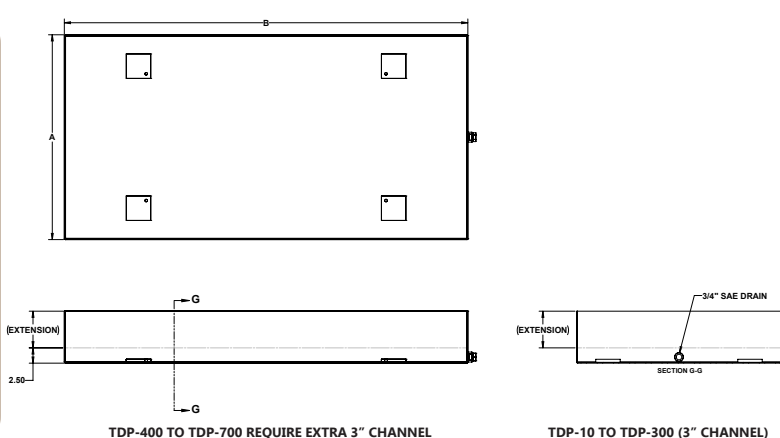
**MOUNTING PADS:**  
4 REQUIRED  
SHIPPED LOOSE  
CUSTOMER TO WELD TO DRIP TRAY



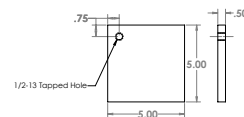
**TDP-400 TO TDP-700 PADS**



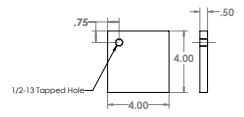
**TDP-10 TO TDP-300 PADS**



**MOUNTING PADS:**  
4 REQUIRED  
SHIPPED LOOSE  
CUSTOMER TO WELD TO DRIP TRAY



**TDP-400 TO TDP-700 PADS**



**TDP-10 TO TDP-300 PADS**

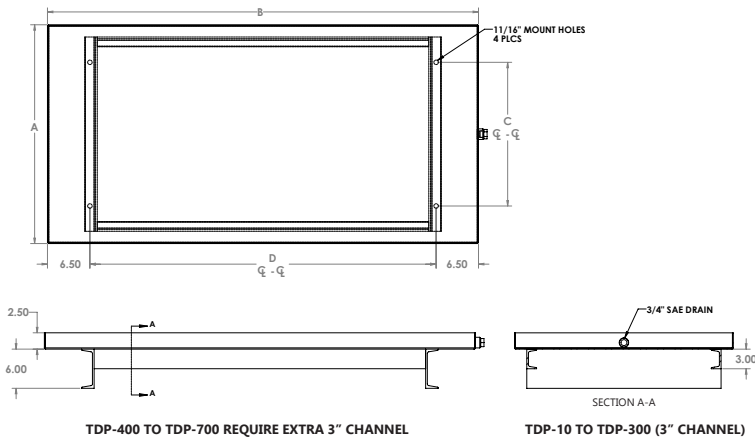
# 110% CAPACITY DRIP TRAYS - "TDP" STYLE

TANK SIZE	PART #	A WIDTH	B LENGTH	C CENTER	D CENTER	TRAY MATERIAL THICKNESS	WEIGHT (LBS)
10	TDP-10-110	24-1/2"	28"	13"	21"	10GA	85
15	TDP-15-110	24-1/2"	32"	13"	25"	10GA	91
20	TDP-20-110	24-1/2"	36"	13"	29"	10GA	100
30-40-50	TDP-30-40-50-110	30-1/2"	42"	19"	35"	10GA	132
60	TDP-60-110	33-1/2"	54"	22"	41"	10GA	169
80-100	TDP-80-100-110	33-1/2"	66"	22"	53"	10GA	196
120-150	TDP-120-150-110	36-1/2"	66"	25"	53"	10GA	208
200-300	TDP-200-300-110	42-1/2"	78"	31"	65"	10GA	265
400-500	TDP-400-500-110	54 1/2"	78"	43"	65"	3/16"	342
600-700	TDP-600-700-110	54 1/2"	102"	43"	89"	3/16"	427

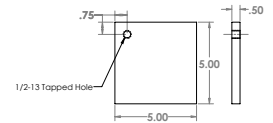
Dimensions are approximate, in inches.  
Custom drip trays available upon request.  
Custom drips trays available in stainless steel.  
Drip trays available with no channel upon request.

## OVERSIZE DRIP TRAYS - "TDP" STYLE

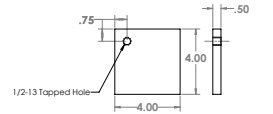
### RESERVOIRS



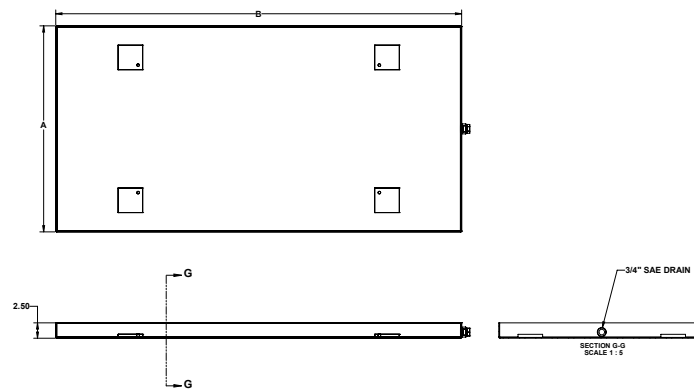
**MOUNTING PADS:**  
4 REQUIRED  
SHIPPED LOOSE  
CUSTOMER TO WELD TO DRIP TRAY



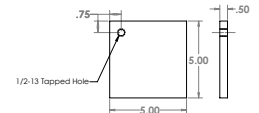
**TDP-400 TO TDP-700 PADS**



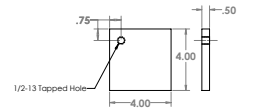
**TDP-10 TO TDP-300 PADS**



**MOUNTING PADS:**  
4 REQUIRED  
SHIPPED LOOSE  
CUSTOMER TO WELD TO DRIP TRAY



**TDP-400 TO TDP-700 PADS**



**TDP-10 TO TDP-300 PADS**

## OVERSIZE DRIP TRAYS - "TDP" STYLE

TANK SIZE	PART #	A WIDTH	B LENGTH	C CENTER	D CENTER	TRAY MATERIAL THICKNESS	WEIGHT (LBS)
10	TDP-10-OS	24-1/2"	28"	13"	21"	10GA	85
15	TDP-15-OS	24-1/2"	32"	13"	25"	10GA	91
20	TDP-20-OS	24-1/2"	36"	13"	29"	10GA	100
30-40-50	TDP-30-40-50-OS	30-1/2"	42"	19"	35"	10GA	132
60	TDP-60-OS	33-1/2"	54"	22"	41"	10GA	169
80-100	TDP-80-100-OS	33-1/2"	66"	22"	53"	10GA	196
120-150	TDP-120-150-OS	36-1/2"	66"	25"	53"	10GA	208
200-300	TDP-200-300-OS	42-1/2"	78"	31"	65"	10GA	265
400-500	TDP-400-500-OS	54 1/2"	78"	43"	65"	3/16"	342
600-700	TDP-600-700-OS	54 1/2"	102"	43"	89"	3/16"	427

Dimensions are approximate, in inches.  
Custom drip trays available upon request.  
Custom drips trays available in stainless steel.  
Drip trays available with no channel upon request.