

# TEE JUNCTION BLOCK

FLANGES -  
STAINLESS STEEL

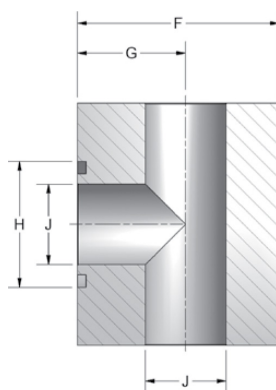


FIG. 1

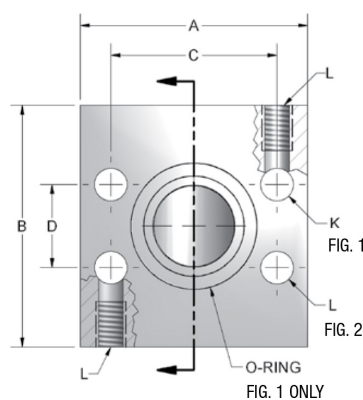


FIG. 1 ONLY

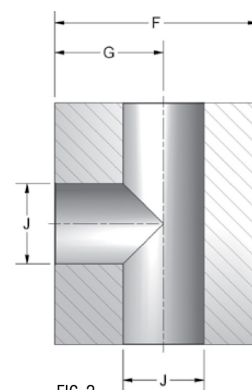


FIG. 2

- Mounting kit available on o-ring grooved flanges by simply adding suffix letter 'U' to part number.

## CODE 61 TEE JUNCTION BLOCK

PART NO. O-RING FIG. 1	PART NO. FLAT FACE FIG. 2	PAD SIZE	A	B	C	D	F	G	H	J	K	L UNC-2B	MOUNTING HARDWARE	
													O-RING	SHCS
W17-12-SS	W16-12-SS	0.75	2.62	2.75	1.875	0.875	2.25	1.22	1.250	0.75	0.406	3/8-16	214	3/8-16X3.00
W17-16-SS	W16-16-SS	1.00	2.82	3.00	2.062	1.031	2.50	1.34	1.560	1.00	0.406	3/8-16	219	3/8-16X3.25
W17-20-SS	W16-20-SS	1.25	3.19	3.50	2.312	1.188	3.00	1.56	1.750	1.25	0.492	7/16-14	222	7/16-14X4.00
W17-24-SS	W16-24-SS	1.50	3.75	4.00	2.750	1.406	3.50	1.88	2.115	1.50	0.531	1/2-13	225	1/2-13X4.50
W17-32-SS	W16-32-SS	2.00	4.00	4.25	3.062	1.688	4.00	2.09	2.490	2.00	0.531	1/2-13	228	1/2-13X5.00

## CODE 62 TEE JUNCTION BLOCK

PART NO. O-RING FIG. 1	PART NO. FLAT FACE FIG. 2	PAD SIZE	A	B	C	D	E	F	G	H	J	K	L UNC-2B	MOUNTING HARDWARE	
														O-RING	SHCS
W19-12-SS	W18-12-SS	0.75	2.81	3.00	2.000	0.937	1.50	2.50	1.310	1.250	0.750	0.406	3/8-16	214	3/8-16X3.25
W19-16-SS	W18-16-SS	1.00	3.19	3.50	2.250	1.093	1.75	3.00	1.620	1.560	1.000	0.492	7/16-14	219	7/16-14X4.00
W19-20-SS	W18-20-SS	1.25	3.75	4.00	2.625	1.250	2.00	3.50	1.880	1.750	1.250	0.531	1/2-13	222	1/2-13X4.50
W19-24-SS	W18-24-SS	1.50	4.50	4.50	3.125	1.437	2.25	4.00	2.120	2.115	1.500	0.656	5/8-11	225	5/8-11X5.00
W19-32-SS	W18-32-SS	2.00	5.25	5.00	3.812	1.750	2.50	5.00	2.750	2.490	2.00	0.781	3/4-10	228	3/4-10X6.00